

Contact insert - HC-B 6-I-DT-F - 1648144

Please be informed that the data shown in this PDF Document is generated from our Online Catalog. Please find the complete data in the user's documentation. Our General Terms of Use for Downloads are valid (<http://download.phoenixcontact.com>)



HEAVYCON female insert, B6 series, 6-pos., Push-in connection



Key commercial data

Packing unit	1 1
Weight per Piece (excluding packing)	58.86 GRM
Custom tariff number	85366990
Country of origin	China

Technical data

General

Note	For HEAVYCON ADVANCE and HEAVYCON housing of B6 type. Coding using the CP-HC (1686478) coding profile. HC-B6.../ HC-B10... for two coding profiles. HC-B16.../ HC-B24... for 4 coding profiles. Connectors may be operated only when there is no load/voltage.
Connection method	Push-in connection
Pollution degree	3
Surge voltage category	III
Constructional and testing regulations	DIN EN 61984
	DIN EN 60664
	IEC 60352
Number of positions	6+PE
Insertion/withdrawal cycles	≥ 500
Design	B6
Conductor cross section	0.5 mm ² ... 2.5 mm ²
Connection cross section AWG	20 ... 14
Stripping length of the individual wire	10 mm (13 mm if ferrules are used)

Contact insert - HC-B 6-I-DT-F - 1648144

Technical data

General

Assembly instructions	1) For single-stranded litz wires. For stranded wires use ferrules: 0.5 mm ² ... 2.5 mm ² with / without insulating collar, length: 10 mm. 2) SZF0-0.4x2.5 screwdriver (similar to DIN 5264).
Connection	For housing type B6. Connectors may only be operated when there is no load/the power is switched off. Coding also using the CP-HC coding profile (1686478). HC-B6../HC-B10.. for 2 coding profiles. HC-B16../HC-B24.. for 4 coding profiles. Mounting/removal of 0.5 - 0.75 mm ² wires using a screwdriver.

Ambient conditions

Ambient temperature (operation)	-40 °C ... 125 °C (including heating up of contacts)
---------------------------------	--

Material data

Inflammability class according to UL 94	V0
Contact material	Copper alloy
Contact surface material	Ag
Contact carrier material	PA

Electrical characteristics

Rated voltage (III/3)	500 V
Rated surge voltage	6 kV
Rated current	16 A

Classifications

eCl@ss

eCl@ss 4.0	272607xx
eCl@ss 4.1	27260701
eCl@ss 5.0	27143424
eCl@ss 5.1	27143424
eCl@ss 6.0	27143424
eCl@ss 7.0	27440209
eCl@ss 8.0	27440209

ETIM

ETIM 3.0	EC000437
ETIM 4.0	EC000437
ETIM 5.0	EC000437

UNSPSC

UNSPSC 6.01	30211923
-------------	----------

Contact insert - HC-B 6-I-DT-F - 1648144

Classifications

UNSPSC

UNSPSC 7.0901	39121522
UNSPSC 11	39121522
UNSPSC 12.01	39121522
UNSPSC 13.2	39121522

Approvals

Approvals


Approvals


CSA / UL Recognized / cUL Recognized / cULus Recognized

Ex Approvals

Approvals submitted

Approval details

CSA 	
mm ² /AWG/kcmil	22-14
Nominal current I _N	13 A
Nominal voltage U _N	600 V

UL Recognized 	
mm ² /AWG/kcmil	22-14
Nominal current I _N	13 A
Nominal voltage U _N	600 V

Contact insert - HC-B 6-I-DT-F - 1648144

Approvals

cUL Recognized	
mm ² /AWG/kcmil	22-14
Nominal current I _N	13 A
Nominal voltage U _N	600 V

cULus Recognized	
------------------	--

Accessories

Accessories

Adapter plate

Adapter plate - HC-B 24-ADP-B 6-GY - 1660407



HEAVYCON adapter plate, type B24 on B6, for panel cutouts of type B24, gray

Coding element

Coding profile - CP-HC - 1686478



Encoding profile, 4 encoding profiles per strip, 40 strips per unit pack, for insertion in encoding grooves

Coding element - HC-CBU - 1676860



Coding socket for coding up to 16 connectors

Contact insert - HC-B 6-I-DT-F - 1648144

Accessories

Coding bolt - HC-CB - 1772722



Coding pin, prevents mismatching of up to six connectors with an identical number of positions

Coding element - HC-CST - 1676857



Coding peg for coding up to 16 connectors

Docking frame

Docking frames - HC-B 6-ANDOCK - 1586112



Andockrahmen für Einschübe, für Kontakteinsätze der Bauform B6, mit 4 Flachkopfschrauben M5, Einschubausgleich x/y-Achse +/- 1,5 mm

Mounting material

Mounting material - HC-B-PES - 1604997



PE screw, for contact inserts HC-B / HC-BB / HC-DD / HC-D40 / HC-D64

Contact insert - HC-B 6-I-DT-F - 1648144

Accessories

PE multiplier - HC-B-3PE - 1644326



PE multiplier, for three PE connections, for HC-B (besides HC-B..E..ZZ) / HC-BB / HC-DD / HC-D40 / HC-D64 contact inserts

Strain relief clamp - HC-B-ZG - 1685327



Strain relief clamps contact inserts of series: B-, BB-, D 40, D 64, DD and HV, straight cable exit

Strain relief clamp - HC-B-ZS - 1685330



Strain relief clamps contact inserts of series: B-, BB-, D 40, D 64, DD and HV, lateral cable exit

Plug assembly frame

Connector assembly frame - HC-SMR-2B 6 - 1687998



HEAVYCON connector assembly frame, for two contact inserts of type B6

Connector assembly frame - HC-SMR-B 6 - 1687956



HEAVYCON plug assembly frame, for type B6 contact inserts

Contact insert - HC-B 6-I-DT-F - 1648144

Accessories

Plug mounting plate

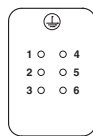
Connector assembly frame - HC-SMP 125-B 6-AML - 1660957



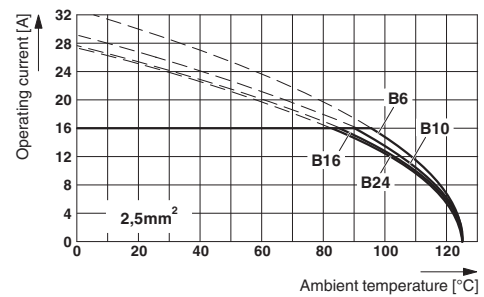
HEAVYCON connector assembly frame with panel mounting base with single locking latch, for contact inserts of type B6

Drawings

Schematic diagram

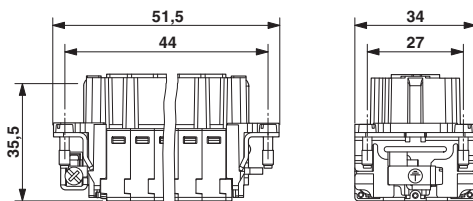


Diagram



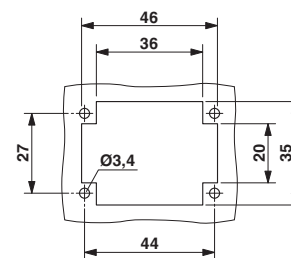
Derating diagram: HC-B...DT series

Dimensioned drawing



Female insert

Dimensioned drawing



Contact insert - HC-B 6-I-DT-F - 1648144

Dimensioned drawing

